

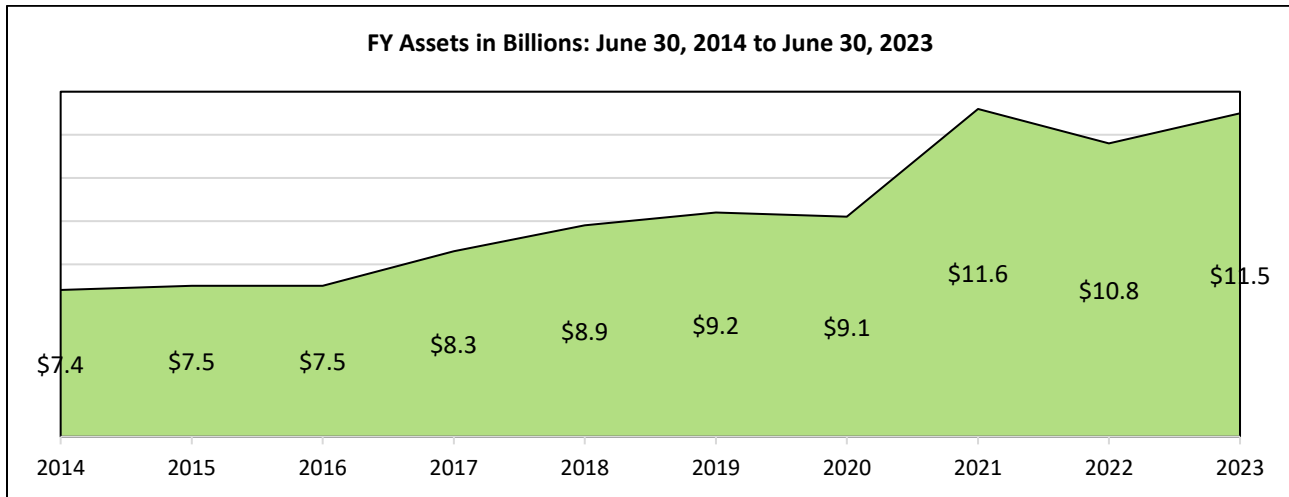
NHRS DASHBOARD: FY 2024 Second Quarter

For the period October 1, 2023, to December 31, 2023

Updated: February 2024

TRUST FUND

2nd Quarter FY 2023: \$11.7 billion	2nd Quarter FY 2024: \$11.8 billion*
---	--



INVESTMENT PERFORMANCE

Net-of-fees returns	FYTD – 12/31/23*	1 yr. at 6/30/23	3 yr. at 6/30/23	5 yr. at 6/30/23	10 yr. at 6/30/23
Total Fund Composite	4.3%	8.2%	9.6%	7.1%	7.9%
Peer comparison (percentile)	NA	33rd	22nd	30th	17th

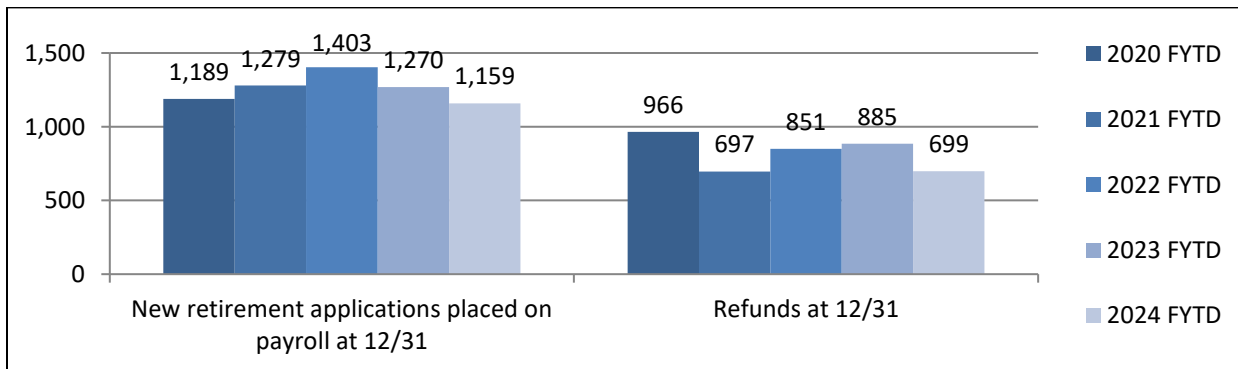
Assumed Rate of Return: 6.75%; * Annualized; valuation of real estate and alternative investments lagged three months.

KEY PERFORMANCE MEASURES

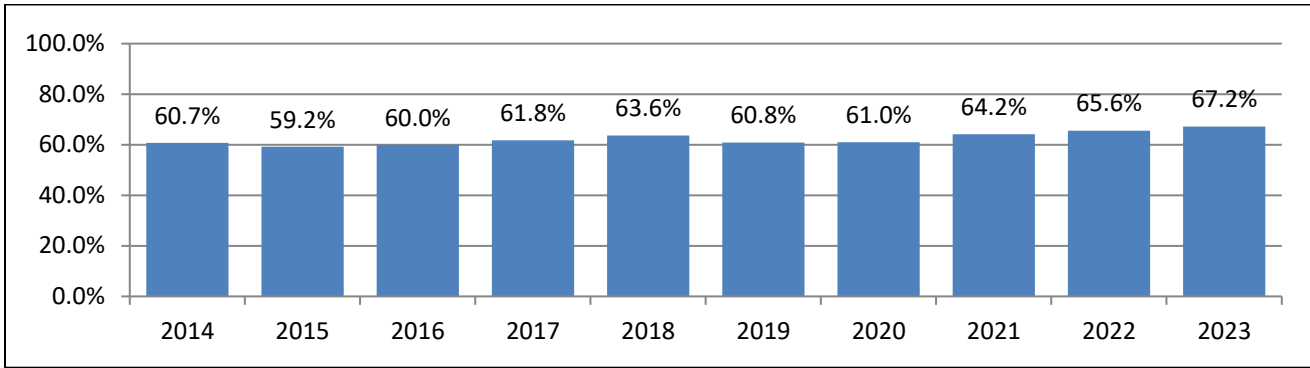
October 2023: 98.5%	November 2023: 97.0%	December 2023: 100%	12-month rolling average: 97.9%
----------------------------	-----------------------------	----------------------------	--

Target: 95%

RETIREMENTS AND REFUNDS

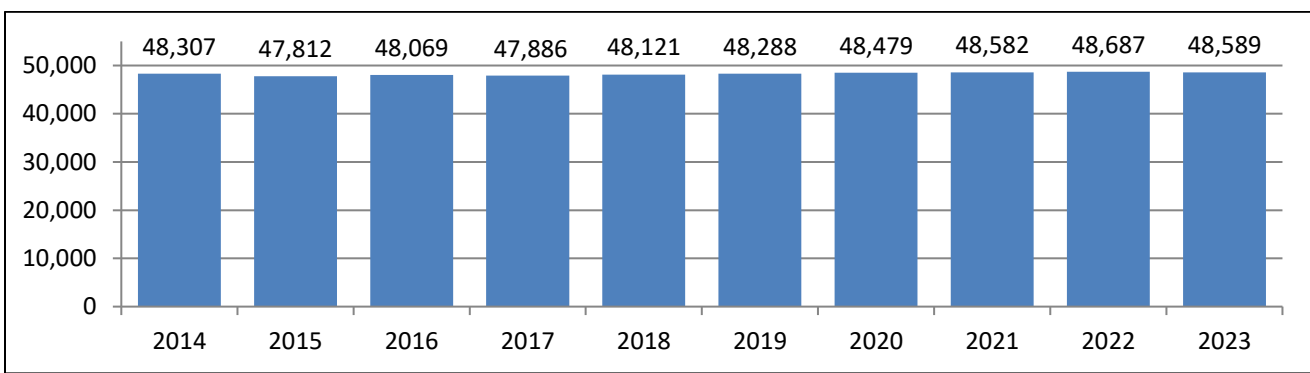


ACTUARIAL FUNDED RATIO



Funded ratio impacted by reductions to assumed rate of return and revised actuarial assumptions effective in 2015 and 2019

ACTIVE MEMBERS



RETIREES & BENEFICIARIES

